


# Supermicro Global Services Learning & Certification Course Catalog

May 2026





## Introduction

The Supermicro Education Portal (<https://education.supermicro.com/>) is your gateway to professional growth and development, offering engaging learning experiences that meet the diverse needs of our community, including partners, customers, and internal employees. Discover how the Supermicro Education Portal can transform your learning journey. Start exploring today!

## Online Certification Programs

Courses consist of micro video content with in-depth guidance on break-fix scenarios and troubleshooting, encompassing all servicing aspects, best practices, and common issues. Comprehensive service manuals include step-by-step instructions to facilitate effective servicing.

## Certification Framework

These structured course levels have three tiers of expertise to cater to varying levels of proficiency:

### 1. Level 1 - Associate level

Foundational course focusing on essential servicing skills + exam.

### 2. Level 2 - Specialist level

Intermediate level course focusing on more complex component replacements + exam.

### 3. Level 3 - Expert level

Highest level course focusing on expert serviceability and troubleshooting skills + exam.

The exam at the end of each course is to ensure proficiency in supporting that product. Upon completion, you will receive a unique, certified identification code and a paper/e-copy certificate.

## Learning Tracks

Courses are categorized into these product families:

**GPU Servers**

**Rackmount Servers**

**Twin Servers**

**Storage Servers**

**Blade Servers**

**Edge & Telecom Servers**

**System Troubleshooting Certifications**

**Liquid Cooled Servers**

**Core Foundations**

## Registration Details

To get pricing\* or register for a course, provide the following information to [supermicro\\_education@supermicro.com](mailto:supermicro_education@supermicro.com):


- Supermicro Customer ID#
- Supermicro Sales Contact
- Desired Training/Certification

*\*Pricing is per participant per course/program level*

## Course Listings

Core Foundations.....	5	Level 2: Specialist Certification.....	12
1.    Supermicro Product Introduction & Naming Convention Fundamentals .....	6	11.    B200 10U Air Cooled Certification Program.....	12
2.    Supermicro Software Tools Overview Training.....	6	Level 1: Associate Certification.....	12
3.    Supermicro On-Site Tool Kit.....	6	Level 2: Specialist Certification.....	12
4.    Supermicro Troubleshooting Fundamentals Certification Program.....	6	Level 3: Expert Certification.....	13
GPU Servers .....	8	12.    B300 8U Air Cooled Certification Program.....	13
<b>AMD GPU-Based</b> .....	9	Level 1: Associate Certification.....	13
5.    MI300X Certification Program .....	9	Level 2: Specialist Certification.....	13
Level 1: Associate Certification .....	9	Level 3: Expert Certification .....	13
Level 2: Specialist Certification .....	9	13.    X14 5U PCIe Certification Program 13	
Level 3: Expert Certification .....	9	Level 1: Associate Certification.....	13
6.    MI325X/MI350X 8U Air-Cooled Certification Program.....	9	Level 2: Specialist Certification.....	14
Level 1: Associate Certification .....	9	Rackmount Servers .....	15
Level 2: Specialist Certification .....	9	14.    X14 Hyper Certification Program .	16
Level 3: Expert Certification .....	10	Level 1: Associate Certification.....	16
7.    MI325X/MI355X 4U Liquid-Cooled Certification Program.....	10	Level 2: Specialist Certification.....	16
Level 1: Associate Certification .....	10	15.    H14 Hyper Certification Program .	16
Level 2: Specialist Certification .....	10	Level 1: Associate Certification.....	16
<b>NVIDIA GPU-based</b> .....	10	Level 2: Specialist Certification.....	16
8.    HGX A100 Certification Program .	10	Twin Servers .....	17
Level 1: Associate Certification .....	10	16.    X14 BigTwin Certification Program 18	
Level 2: Specialist Certification .....	11	Level 1: Associate Certification.....	18
9.    HGX H100/H200 Certification Program.....	11	Level 2: Specialist Certification.....	18
Level 1: Associate Certification .....	11	17.    FlexTwin 2U Liquid Cooled Certification Program .....	18
Level 2: Specialist Certification .....	11	Level 1: Associate Certification.....	18
Level 2: Specialist Plus Certification ...	11	Level 2: Specialist Certification.....	18
Level 3: Expert Certification .....	12	Storage Servers .....	19
10.   B200 4U Liquid Cooled Certification Program.....	12	18.    Simply Double Certification Program.....	20
Level 1: Associate Certification .....	12	Level 1: Associate Certification.....	20
Blade Servers .....	21		

19.	SuperBlade® Certification Program	22
	Level 1: Associate Certification .....	22
	Level 2: Specialist Certification .....	22
	Edge & Telecom Servers.....	23
20.	Outdoor Edge IP65 Certification Program .....	24
	Level 1: Associate Certification .....	24
	Liquid Cooling Rack Level Courses .....	25
21.	Liquid Cooled Certification Program	26
	Level 1: Associate Certification .....	26
	Level 2: Specialist Certification .....	26
22.	GB200/300 NVL72 Liquid Cooled Certification Program.....	26
	Level 1: Associate Certification .....	26
	Level 2: Specialist Certification .....	26



# Core Foundations

## Core Foundation Courses


Essential information for anyone servicing Supermicro systems

### 1. Supermicro Product Introduction & Naming Convention Fundamentals

**Course link:**

<https://education.supermicro.com/course/view.php?id=216>

Learn the basics of Supermicro product families and navigate our online catalog. This course also provides a clear understanding of our system naming conventions through a helpful video tutorial.

 45 min

### 2. Supermicro Software Tools Overview Training

**Course link:**


<https://education.supermicro.com/course/view.php?id=463>

This course offers learners a foundational understanding of Supermicro software tools. The lessons provide an overview of the various software tools and their applications in managing Supermicro systems.

**Topics covered:**

- System Management Software Overview:** General overview of Supermicro software tools.
- SAA (SuperServer Automation Assistant):** Overview of SAA the latest generation of CLI based system management tools.
- Managing Supermicro Systems:** Overview of basic server management using Supermicro's BMC interface, guiding users through local and remote access, and IPMI WebUI navigation.
- Downloading Software Tools:** Instructions on how to download software and get help.
- SUM and SAA:** Brief overview of command-line tools, SAA and SUM, for system monitoring and configuration.

**-Blade System Management Tools:** Introduction to Blade system management interfaces.


 1 hour

### 3. Supermicro On-Site Tool Kit

**Course link:**

<https://education.supermicro.com/course/view.php?id=449>

This tools list provides field engineers with guidance on tools needed to support our customers on-site. The list includes a required tools checklist as well as recommendations, descriptions, and links to purchase tools.

 15 min

### 4. Supermicro Troubleshooting Fundamentals Certification Program

**Course link:**

<https://education.supermicro.com/course/view.php?id=456>


This course provides learners with a foundation of troubleshooting knowledge and resources. Includes methods to troubleshoot different components and gather necessary logs/documentation for triage and part replacement in Supermicro systems.

**Topics covered:**


- Troubleshooting Methodology: General troubleshooting methods and log gathering
- BMC Management and IPMI Navigation: Accessing the IPMI GUI for troubleshooting
- Component Troubleshooting: Troubleshooting techniques and log gathering for common components
- Networking Troubleshooting: Troubleshooting techniques for network AOCs
- Storage Troubleshooting: Troubleshooting techniques for storage AOCs
- NVIDIA GPU Troubleshooting: Troubleshooting techniques for Nvidia-Based GPU systems

-AMD GPU Troubleshooting: Troubleshooting techniques for AMD-Based GPU systems

-Liquid Cooling Troubleshooting: Troubleshooting techniques for direct liquid cooling systems

 2 hr course + 30 min exam

---



# GPU Server Courses

## GPU Servers

Unrivalled GPU Systems: Deep Learning-Optimized Servers for the Modern Data Center

### AMD GPU-Based

#### 5. MI300X Certification Program

##### *Level 1: Associate Certification*



**Course link:**

<https://education.supermicro.com/course/view.php?id=233>

This course focuses on foundational break/fix of components for the MI300X system.

**Topics covered:**

- Drive carriage, External fan, GPU tray
- Power Supply Unit (PSU), Motherboard tray
- Air shroud and DIMM
- Fan shutters and Fanboard on motherboard tray
- AMD CPU and M.2, PCIe tray
- LPIO (AOM-GP801-LPIO), AOM-GP401-PCIe
- BMC cable and I/O module

 2.5 hr course + 30 min exam /  Associate

##### *Level 2: Specialist Certification*



**Course link:**

<https://education.supermicro.com/course/view.php?id=234>

This course focuses on advanced break/fix of components for the MI300X system. The specialist certification covers the more complex replacements of the system.

**Topics covered:**

- Motherboard
- Midplane
- NVMe Backplane

 2.5 hr course + 30 min exam /  Specialist

#### *Level 3: Expert Certification*



**Course link:**

<https://education.supermicro.com/course/view.php?id=235>

This course focuses on expert break/fix of components for the MI300X system. The expert certification covers troubleshooting of components of the system.

**Topics covered:**

- GPU and GPU tray
- Software troubleshooting

 1 hr course + 30 min exam /  Expert

#### 6. MI325X/MI350X 8U Air-Cooled Certification Program

##### *Level 1: Associate Certification*



**Course link:**

<https://education.supermicro.com/course/view.php?id=476>

This course focuses on foundational break/fix of components for the MI325X/MI350X 8U Air-Cooled system.

**Topics covered:**

- PSU, Rear Fan, Front Fan
- Hard Drive, PCIe Tray, LPIO Board
- Motherboard Tray
- Fan and Fan Tray
- Riser and Riser Card
- M.2 Drive and Extension
- M.2 Storage Controller Module
- Motherboard Tray Support Bar

 50 min course + 20 min exam /  Associate

##### *Level 2: Specialist Certification*



**Course link:**

<https://education.supermicro.com/course/view.php?id=480>

This course focuses on advanced break/fix of components for the MI325X/MI350X 8U Air-Cooled system. The specialist certification covers the more complex replacements of the system.

**Topics covered:**

- Motherboard Tray Air Shroud
- CMOS Battery, CPU Heatsink
- CPU Socket Cover, DIMM
- BMC Serial Number Sticker
- NVMe Backplane, PLX Heatsink
- Front Fan Board, Motherboard
- Midplane, Midplane Bracket
- Rear Fan Board Replacement

 1 hour course + 30 min exam /  Specialist

---

*Level 3: Expert Certification*



**Course link:**

<https://education.supermicro.com/course/view.php?id=481>

This course focuses on expert break/fix of components for the MI325X/MI350X 8U Air-Cooled system. The expert certification covers troubleshooting of components of the system.

**Topics covered:**

- GPU and GPU tray
- GPU Baseboard and SMC

 30 min course + 30 min exam /  Expert

---

**7. MI325X/MI355X 4U Liquid-Cooled Certification Program**

*Level 1: Associate Certification*



**Course link:**

<https://education.supermicro.com/course/view.php?id=478>

This course focuses on foundational break/fix of components for the MI325X/MI355X 4U Liquid-Cooled system.

**Topics covered:**

- PSU, NVMe SSD, M.2 Drive
- SSD in NVMe tray, PCIe tray, LPIO Board
- PCIe AOC, PCIe tray fan, Motherboard tray
- Pull Out Service Tag, GPU Tray

 1 hr course + 30 min exam /  Associate

---

*Level 2: Specialist Certification*



**Course link:**

<https://education.supermicro.com/course/view.php?id=479>

This course focuses on advanced break/fix of components for the MI325X/MI355X 4U Liquid-Cooled system. The specialist certification covers the more complex replacements of the system.

**Topics covered:**

- Air Shroud, PCIe Riser and Riser Board
- CMOS Battery, Fan, Fan Tray
- M.2 Controller, Cable and Hose
- NVMe Backplane, Front USB and VGA
- CPU, CPU and PLX Cold Plate
- DIMM, DIMM Cold Plate,
- Motherboard, SMC Control Board
- Midplane, Midplane Bracket
- Motherboard Tray Air Shroud

 1 hour course + 30 min exam /  Specialist

---

**NVIDIA GPU-based**

**8. HGX A100 Certification Program**

*Level 1: Associate Certification*



**Course link:**

<https://education.supermicro.com/course/view.php?id=224>

This course focuses on foundational break/fix of components for the HGX A100 system.

**Topics covered:**

- HDD / SSD
- System Backplane
- CPU, DIMM, Air Shroud
- AOC Networking HBAs
- Power Supply, Fan Trays
- External Fans, and I/O Module
- Fan boards, PDB, TPM, M.2

 1.5 hr course + 30 min exam /  Associate

---

## Level 2: Specialist Certification



### Course link:

<https://education.supermicro.com/course/view.php?id=225>

This course focuses on advanced break/fix of components for the HGX A100 system. The specialist certification covers the more complex replacements of the system.

### Topics covered:

- Optional Backplane (Switch Board Tray)
- Motherboard and Motherboard Tray
- GPU (heatsink/GPU)
- Fanboard Module, GPU Baseboard

 1.5 hr course + 30 min exam /  Specialist

---

## 9. HGX H100/H200 Certification Program

### Level 1: Associate Certification



### Course link:

<https://education.supermicro.com/course/view.php?id=206>

This course focuses on foundational break/fix of components for the HGX H100 system.

### Topics covered:

- HDD/SSD, System Backplane, CPU, DIMM
- Air Shroud, PCIe Tray, AOM Module (PCIe)
- AOM LPIO, AOC Networking HBAs
- Power Supply, Fan Trays, External Fans
- I/O Module, Fan Boards, PDB

 2 hr course + 30 min exam /  Associate

---

## Level 2: Specialist Certification



### Course link:

<https://education.supermicro.com/course/view.php?id=207>

This course will prepare you for advanced break/fix of components for the HGX H100 system. The specialist certification covers the more complex replacements of the system.

### Topics covered:

- Motherboard, Switchboard, Midplane
- AOM-GP/DP801-SW
- M.2, BMC Module

 2 hr course + 30 min exam /  Specialist

---

### Level 2: Specialist Plus Certification



### Course link:

<https://education.supermicro.com/course/view.php?id=292>

This course builds on the foundational knowledge of the HGX H100 system, introducing the HGX H200 system, which supports NVIDIA's latest H200 Tensor Core GPU. Additionally, the course covers troubleshooting NVIDIA's BlueField-3 Data Processing Unit (DPU), a key component in Supermicro's advanced GPU systems, including the HGX H100 and H200.

### Topics covered:

- Bluefield-3 DPU
- Motherboard tray air shroud and PCIe tray air shroud
- H100 addendum: M.2 serviceability has been added
- Bluefield-3 troubleshooting

 1 hr course + 30 min exam /  Specialist Plus

---

### Level 3: Expert Certification



#### Course link:

<https://education.supermicro.com/course/view.php?id=208>

This course focuses on expert break/fix of components for the HGX H100 system. The expert certification covers troubleshooting of components of the system.

#### Topics covered:

- GPU and GPU Baseboard
- BMC Software, IPMI interface usage
- Diagnosing hardware GPU, Motherboard, Nic, AOC
- Capturing SMC logs, and Nvidia Logs
- Troubleshooting GPU, CPU and other components.

 2 hr course + 30 min exam /  Expert

---

## 10. B200 4U Liquid Cooled Certification Program

### Level 1: Associate Certification



#### Course link:

<https://education.supermicro.com/course/view.php?id=466>

This course focuses on foundational break/fix of components for the B200 4U Liquid-Cooled System.

#### Topics covered:

- PSU, Fan
- Hard drive, PCIe tray, GPU tray
- Motherboard tray, Air shroud
- BMC, CMOS battery
- PCIe riser, Memory DIMM

 1 hr course + 30 min exam /  Associate

---

### Level 2: Specialist Certification

#### Course link:



<https://education.supermicro.com/course/view.php?id=468>

This course focuses on advanced break/fix of components for the B200 4U Liquid-Cooled

System. The specialist certification covers the more complex replacements of the system.

#### Topics covered:

- Ribbon cable, CPU
- M.2 SSD and carrier, M.2 RAID module
- Backplane, Midplane, AOM SW Module Bracket

 45 min course + 30 min exam /  Specialist

---

## 11. B200 10U Air Cooled Certification Program

### Level 1: Associate Certification



#### Course link:

<https://education.supermicro.com/course/view.php?id=469>

This course focuses on foundational break/fix of components for the B200 10U Air-Cooled System.

#### Topics covered:

- PSU, Rear Fan, Front Fan
- Hard Drive, PCIe tray, LPIO Board
- Motherboard tray
- Fan and Fan tray
- Riser and Riser Card
- M.2 Drive and Extension
- M.2 Storage Controller Module
- Motherboard Tray Support Bar

 1 hr course + 30 min exam /  Associate

---

### Level 2: Specialist Certification

#### Course link:



<https://education.supermicro.com/course/view.php?id=470>

This course focuses on advanced break/fix of components for the B200 10U Air-Cooled System. The specialist certification covers the more complex replacements of the system.

#### Topics covered:

- Air Shroud, Fan Support Plate, CMOS Battery
- CPU Heatsink, CPU Carrier, DIMM, BMC
- Front Panel PCB, Front USB Cable
- Front VGA Connector, NVMe Backplane

- Motherboard tray fan board, PLX Heatsink
- Motherboard, Top/Bottom Rear Fan Board
- Midplane, Midplane Bracket

 2 hr course + 30 min exam /  Specialist

### Level 3: Expert Certification



#### Course link:

<https://education.supermicro.com/course/view.php?id=471>

This course focuses on expert break/fix of components for the B200 10U Air-Cooled System. The expert certification covers the more complex replacements of the system.

#### Topics covered:

- GPU tray, CX7, HMC, GPU Baseboard
- GPU Baseboard Packaging/Unpackaging, GPU

 50 min course + 30 min exam /  Expert

## 12. B300 8U Air Cooled Certification Program

### Level 1: Associate Certification

#### Course link:

<https://education.supermicro.com/course/view.php?id=493>

This course focuses on foundational break/fix of components for the B300 8U Air-Cooled System.

#### Topics covered:

- PSU, Rear Fan
- Rear PSU Dummy Cage
- M.2 SSD & Extension
- E1.S SSD & Carrier
- GPU Tray, Motherboard Tray

25 min course + 30 min exam / Associate

### Level 2: Specialist Certification

#### Course link:



<https://education.supermicro.com/course/view.php?id=494>

This course focuses on advanced break/fix of components for the B300 8U Air-Cooled System.

The specialist certification covers the more complex replacements of the system.

#### Topics covered:

- Air Shroud, Fan, Fan Cage
- Right PCIe, AOC and Riser Card
- E1.S Backplane, M.2 Controller
- AOM IO, VGA Cable, DIMM
- CPU (Intel/AMD), Motherboard
- CMOS Battery

 50 min course + 30 min exam /  Specialist

### Level 3: Expert Certification



#### Course link:

<https://education.supermicro.com/course/view.php?id=495>

This course focuses on expert break/fix of components for the B300 8U Air-Cooled System. The expert certification covers the more complex replacements of the system.

#### Topics covered:

- Upper/Lower Fan Board
- Midplane, Midplane Bracket
- CX8 Ultrapass Cable, OSFP Board
- GPU (UBB) Baseboard
- GPU Baseboard Packaging/Unpackaging
- Baseboard, OSFP Board and Form

 1 hr course + 30 min exam /  Expert

## 13. X14 5U PCIe Certification Program

The X14 5U PCIe GPU system includes the following SKUs:

- SYS-522GA-NRT (Intel X14)
- AS-5126GS-TNRT, AS-5126GS-TNRT2 (AMD H14)
- SYS-421GE-TNRT, SYS-421GE-TNRT3, SYS-521GE-TNRT (Intel X13).

### Level 1: Associate Certification



#### Course link:

<https://education.supermicro.com/course/view.php?id=502>

This course focuses on foundational break/fix of components for the X14 5U PCIe GPU system.

**Topics covered:**

- Front Fan, Front SSD, PSU, AIOM Card
- Lid, Interior Fan, Front Fan Board, Air Shroud
- Interior Fan Cage, Chassis Intrusion Sensor

 1 hr course + 30 min exam /  Associate

---

*Level 2: Specialist Certification*



**Course link:**

<https://education.supermicro.com/course/view.php?id=509>


This course focuses on advanced break/fix of components for the X14 5U PCIe GPU system. The specialist certification covers the more complex replacements of the system.

**Topics covered:**

- GPU, Cable Management, PCIe Board, PDB
- BMC I/O and VGA Module, M.2 Drive
- AIOM Fan, AIOM Extension, DIMM, Intel CPU - AMD CPU, Backplane, Motherboard

 1 hr course + 30 min exam /  Specialist

---



# **Rackmount Server Courses**

## Rackmount Servers

Superior performance, efficiency and time-to-market for rapid adoption

### 14. X14 Hyper Certification Program

#### Level 1: Associate Certification



**Course link:**

<https://education.supermicro.com/course/view.php?id=289>

This course focuses on foundational break/fix of components for the X14 Hyper system.

**Topics covered:**

- X14 Hyper Server Family Introduction
- Cover, Drive and Drive Carriage
- PSU, AOIM, Air Shroud Single Fan, DIMM, CPU
- PCIe AOC, M.2 Drive, CMOS

 30 min course + 30 min exam /  Associate

#### Level 2: Specialist Certification



**Course link:**

<https://education.supermicro.com/course/view.php?id=291>

This course focuses on advanced break/fix of components for the X14 Hyper system.

**Topics covered:**

- Slot 1-2, Slot 3-4, and Slot 5-8 PCIe Risers/ Cards
- BMC I/O module, AOIM
- Backplane (8xNVMe and 24NVMe Base Configuration)
- Motherboard
- Slot 1-2, Slot 3-4, and Slot 5-8 GPU

 53 min course + 30 min exam /  Specialist

### 15. H14 Hyper Certification Program

#### Level 1: Associate Certification



**Course link:**

<https://education.supermicro.com/course/view.php?id=238>

This course focuses on foundational break/fix of components for the H14 Hyper system.

**Topics covered:**

- H14 Hyper Server Family Introduction
- Common 1U and 2U Configurations
- Common AOC Configuration Options
- Differences between 1U and 2U Models
- HDD/SSD/NVMe, Power, AOIM, Fan, Air Shroud
- CPU, DIMM, M.2, PCIe AOC

 1 hr 15 min course + 30 min exam /  Associate

#### Level 2: Specialist Certification



**Course link:**


<https://education.supermicro.com/course/view.php?id=275>

This course focuses on advanced break/fix of components for the H14 Hyper system. The specialist certification covers the more complex replacements of the system, and also covers troubleshooting and best practices.

**Topics covered:**

- PCIe Riser and Riser Card
- Backplane, Motherboard
- XGMI Cable, AOIM Cable
- BMC I/O
- Troubleshooting the H14 Hyper 1U and 2U systems
- Best practices for the H14 Hyper 1U and 2U systems

 3 hr course + 30 min exam /  Specialist



# Twin Server Courses

## Twin Servers

Innovative multi-node architectures with reduced total cost of ownership (TCO) and total cost of evolution (TCE)

### 16. X14 BigTwin Certification Program

#### Level 1: Associate Certification



**Course link:**

<https://education.supermicro.com/course/view.php?id=448>

This course focuses on foundational break/fix of components for the X14 BigTwin system.

**Topics covered:**

- X14 BigTwin Server Family Introduction
- Drive and Drive Carriage, PSU
- Compute Nodes
- Cover, Single Fan, Air Shroud
- DIMM, CPU, AOC
- CMOS Battery

 30 min course + 30 min exam /  Associate

#### Level 2: Specialist Certification



**Course link:**

<https://education.supermicro.com/course/view.php?id=451>

This course focuses on advanced break/fix of components for the X14 BigTwin system.

**Topics covered:**

- Small PCIe riser
- SCC long riser card
- Daughter card
- Backplane, Motherboard

 30 min course + 30 min exam /  Specialist

### 17. FlexTwin 2U Liquid Cooled Certification Program

#### Level 1: Associate Certification



**Course link:**

<https://education.supermicro.com/course/view.php?id=483>

This course focuses on foundational break/fix of components for the FlexTwin 2U Liquid-Cooled system.

**Topics covered:**

- PSU, E1.S SSD, AIOM
- Node, Node Cover,
- Intel and AMD Node Comparison
- PDB, Fan, E1.S Backplane
- USB/VGA, CMOS Battery, BMC IO Board

 40 min course + 30 min exam /  Associate

#### Level 2: Specialist Certification



**Course link:**


<https://education.supermicro.com/course/view.php?id=485>

This course focuses on advanced break/fix of components for the FlexTwin 2U Liquid-Cooled system.

**Topics covered:**

- Front PCIe Riser, Rear PCIe Riser, M.2 Riser
- DIMM, CPU and Memory Cold Plate
- CPU Carrier Cold Plate, Motherboard
- Cold Plate Installation

 40 min course + 30 min exam /  Specialist



# Storage Server Courses

## Storage Servers

Scalable and flexible NVMe and hybrid storage architectures

### 18. Simply Double Certification Program

#### *Level 1: Associate Certification*



**Course link:**

<https://education.supermicro.com/course/view.php?id=293>


This course focuses on foundational break/fix of components for the Simply Double system.

**Topics covered:**

- Power supply
- 2.5" hard disks
- AOC PCIe
- Front and back cover
- Internal 3.5" hard disks and system fan
- Main backplane
- Internal 3.5" hard disk
- Rear air shroud
- Rear backplane
- TPM

 1 hr course + 30 min exam /  Associate

---



# Blade Server Courses

## Blade Servers: SuperBlade®

High performance, density + efficiency  
with resource-saving architecture

### 19. SuperBlade® Certification Program

#### *Level 1: Associate Certification*



**Course link:**

<https://education.supermicro.com/course/view.php?id=453>

This course focuses on foundational break/fix of components for the SuperBlade® system.

**Topics covered:**

- SuperBlade Introduction
- Blade, PSU, CMM and Switch
- Hard Drive, Blade Air Shroud
- PCIe Riser, AOC, DIMM, CMOS Battery
- Ribbon Cable, M.2 Drive

 1 hr course + 30 min exam /  Associate

---

#### *Level 2: Specialist Certification*



**Course link:**

<https://education.supermicro.com/course/view.php?id=452>


This course focuses on advanced break/fix of components for the SuperBlade® system. The specialist certification covers the more complex replacements of the system.

**Topics covered:**

- CPU
- Front Panel Module
- Motherboard
- Backplane and Backplane I/O Board
- CMM, Switch, Blade Enclosure
- CMM GUI, Switch Interface

 56 min course + 30 min exam /  Specialist

---



# Edge & Telecom Server Courses

## Edge & Telecom Servers

Compact server designs in a variety of form factors, from space saving to rackmount

### 20. Outdoor Edge IP65 Certification Program

#### *Level 1: Associate Certification*


**Course link:**

<https://education.supermicro.com/course/view.php?id=454>


This course focuses on foundational break/fix of components for the Outdoor Edge IP65 system.

**Topics covered:**

- Common configurations
- Enclosure Overview
- Safety
- Door, External Fan, Server, Server Components

 30 min course + 30 min exam

---



# Liquid Cooling Rack Level Courses

## Liquid Cooling Rack Level

Superior cooling, density, and sustainability for deployments at scale, allowing data centers to run more efficiently with lower power usage effectiveness (PUE)

### 21. Liquid Cooled Certification Program

#### Level 1: Associate Certification



**Course link:**

<https://education.supermicro.com/course/view.php?id=229>

This course focuses on foundational break/fix of components for Supermicro's 4U Liquid-Cooled System (SYS-421GE-TNHR2-LCC).

**Topics covered:**

- NVMe Drive, Motherboard Tray
- Internal Fan Single & Housing
- M.2, Air Shroud, DIMM, AOC NIC
- LPIO (AOM-GP801-LPIO)
- Side Bracket, AOM-GP401-PCIe
- BMC Cable and I/O Module

 3 hr course + 30 min exam /  Associate

#### Level 2: Specialist Certification



**Course link:**

<https://education.supermicro.com/course/view.php?id=231>

This course focuses on advanced break/fix of components for Supermicro's 4U Liquid-Cooled System (SYS-421GE-TNHR2-LCC). The specialist certification covers the more complex replacements of the system.

**Topics covered:**

- AOM SW Module Bracket
- NVMe Backplane (BPN-NVME5-2228N-S4)
- Midplane and Midplane Tray
- GPU Tray

 30 min course + 30 min exam /  Specialist

### 22. GB200/300 NVL72 Liquid Cooled Certification Program

#### Level 1: Associate Certification



**Course link:**

<https://education.supermicro.com/course/view.php?id=487>

This course focuses on foundational break/fix of components for Supermicro's GB200/300-NVL72 Liquid-Cooled System (ARS-121GL-NBO, ARS-121GL-NB3-LCC).

**Topics covered:**

- E1.S SSD
- PSU
- Compute Tray
- NV Link Switch Tray

 35 min course + 30 min exam /  Associate

#### Level 2: Specialist Certification



**Course link:**

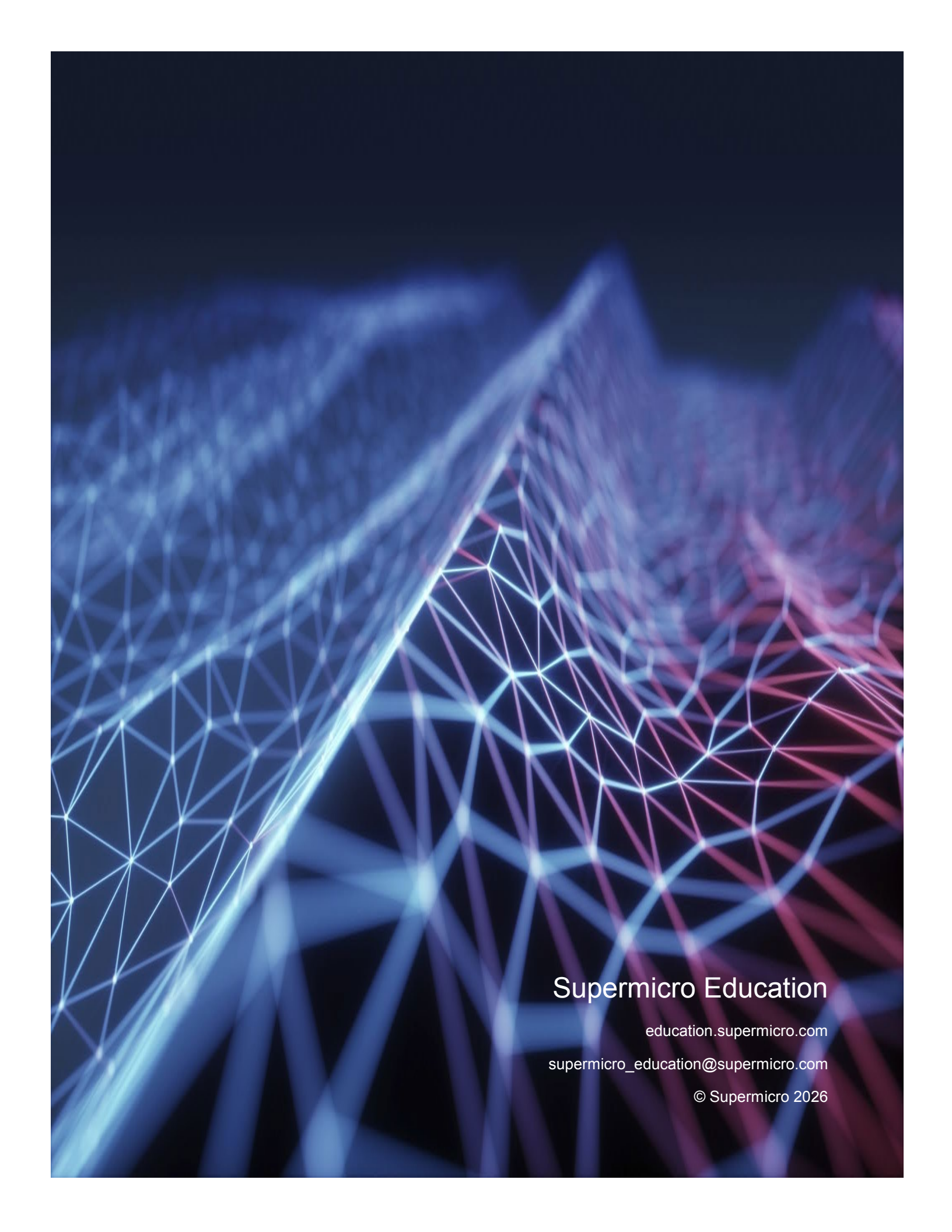
<https://education.supermicro.com/course/view.php?id=488>

This course focuses on advanced break/fix of components for Supermicro's GB200/300-NVL72 Liquid-Cooled System (ARS-121GL-NBO, ARS-121GL-NB3-LCC). The specialist certification covers the more complex replacements of the system.

**Topics covered:**

- Compute Tray Lid
- Secure Control Module (SCM)
- Trusted Platform Module (TPM)
- HGX Management Controller (HCM)
- M.2/M.2 Riser, Rail, Cable Cartridge
- Shutting Down the CDU From Console
- Draining Liquid from the CDM
- Filling Coolant in the CDM
- Coolant Distribution Manifold (CDM)
- CDM to CDU Hose, CDU Pump, CDU

 30 min course + 30 min exam /  Specialist



# Supermicro Education

[education.supermicro.com](https://education.supermicro.com)

[supermicro\\_education@supermicro.com](mailto:supermicro_education@supermicro.com)

© Supermicro 2026